

Bus system cable - VS-MSDS-OE-93G-LI/2,0 - 1419151

Please be informed that the data shown in this PDF Document is generated from our Online Catalog. Please find the complete data in the user's documentation. Our General Terms of Use for Downloads are valid (<http://download.phoenixcontact.com>)



Assembled EtherCAT cable, shielded, star quad, AWG 22 stranded (7-wire), RAL 6018 (yellow-green), SPEEDCON, M12 connector, 4-pos. on free conductor end, length: 2 m



Key commercial data

Packing unit	1 pc
Weight per Piece (excluding packing)	160.0 GRM
Custom tariff number	85444290
Country of origin	Poland

Technical data

Dimensions

Length of cable	2 m
-----------------	-----

Ambient conditions

Degree of protection	IP65
	IP67

General data

Rated current at 40°C	4 A
Rated voltage	250 V
Number of positions	4
Surge voltage category	II
Pollution degree	3

Characteristics head 1

Head type	Plug Straight M12
-----------	-------------------

Characteristics head 2

Head type	free cable end
-----------	----------------

Bus system cable - VS-MSDS-OE-93G-LI/2,0 - 1419151

Technical data

Cable

Cable type	PROFINET PVC stranded CAT5e
Cable type (abbreviation)	93B
UL AWM style	21694
Signal type/category	PROFINET CAT5 (IEC 11801:2002), 100 Mbps
	PROFINET CAT5e (TIA 568B:2001), 100 bps
Cable structure	1x4xAWG22/7; SF/TQ
Conductor cross section	4x 0.34 mm ²
AWG signal line	22
Conductor structure signal line	7x 0.25 mm
Core diameter including insulation	approx. 1.5 mm
Wire colors	White, yellow, blue, orange
Overall twist	Star quad
Shielding	Aluminum-coated foil, tinned copper braided shield
Optical shield covering	85 %
External sheath, color	Green RAL 6018
Outer sheath thickness	approx. 0.9 mm
External cable diameter D	6.5 mm ±0.2 mm
Minimum bending radius, fixed installation	3 x D
Minimum bending radius, flexible installation	7 x D
Torsion force	± 180 °/m (30,000 torsion cycles)
Cable weight	67 kg/km
Outer sheath, material	PVC
Material, inner sheath	PVC
Material conductor insulation	PE
Conductor material	Tin-plated Cu litz wires
Insulation resistance	≥ 500 MΩ*km
Loop resistance	≤ 120 Ω (per kilometer)
Working capacitance	52 pF
Wave impedance	100 Ω ±15 Ω (at 100 MHz)
Signal runtime	5.3 ns/m
Coupling resistance	≤ 20.00 mΩ/m
Nominal voltage, cable	600 V
Test voltage Core/Core	2000 V (50 Hz, 1 min.)
Test voltage Core/Shield	2000 V (50 Hz, 1 min.)
Flame resistance	According to UL 1685 (CSA FT 4)
Resistance to oil	Resistant to oil to a limited extent
Other resistance	UV resistant According to UL 1581, Section 1200

Bus system cable - VS-MSDS-OE-93G-LI/2,0 - 1419151

Technical data

Cable

Ambient temperature (operation)	-40 °C ... 70 °C (cable, fixed installation)
	-40 °C ... 70 °C (cable, flexible installation)
Ambient temperature (installation)	-20 °C ... 60 °C
Ambient temperature (storage/transport)	-50 °C ... 70 °C

Classifications

eCl@ss

eCl@ss 4.0	27060307
eCl@ss 4.1	27060307
eCl@ss 5.0	27061801
eCl@ss 5.1	27060307
eCl@ss 6.0	27061801
eCl@ss 7.0	27061801
eCl@ss 8.0	27061801

ETIM

ETIM 2.0	EC000830
ETIM 3.0	EC000830
ETIM 4.0	EC002599
ETIM 5.0	EC000830

UNSPSC

UNSPSC 6.01	26121616
UNSPSC 7.0901	26121616
UNSPSC 11	26121604
UNSPSC 12.01	26121616
UNSPSC 13.2	26121616

Approvals

Approvals

Approvals

GOST


Ex Approvals

Bus system cable - VS-MSDS-OE-93G-LI/2,0 - 1419151

Approvals

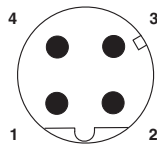
Approvals submitted

Approval details



Drawings

Schematic diagram




Pin assignment M12 male connector, 4-pos., D-coded, male side

Cable cross section



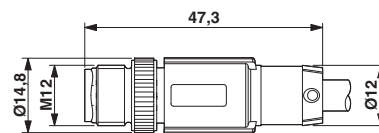
PROFINET PVC stranded CAT5e [93B]

Circuit diagram



Contact assignment of the M12 connector

Dimensioned drawing



Plug, M12 x 1, straight, shielded